

WELDFAST

IUKI LTD



CROS-ARC

MIG - TIG - PLASMA - MMA

PRODUCT CATALOGUE

MMA 2-3

MIG 4-7

MULTI-FUNCTION 8-9

DC TIG 10

AC/DC TIG 11-12

PLASMA 13-17

PLASMA TORCH BREAKDOWN 18

STUD WELDER 19

ACCESSORIES 20

The CROS-ARC brand offers an excellent range of machines designed and produced to the highest international standards.

All CROS-ARC machines incorporate the very latest in technology and control systems resulting in an exceptional range of welding and cutting power sources with premium performance and control as standard.

CROS-ARC ... THE FUTURE IS HERE!

CROS-ARC

MMA

CROS-ARC

MMA



Part No. CAP0255

Package includes: 3 Metre MMA Leads

MMA 160S

The CROS-ARC MMA 160S is a 230V DC latest technology inverter based power source incorporating electronic amperage control and digital amp meter.

The CROS-ARC MMA 160S is highly portable and is the perfect solution to a wide variety of industries including DIY, maintenance, light fabrication and site installations.

TECHNICAL SPECIFICATION

Power Supply (+15% /-15%)	230V 1Ph
Fuses A	T16
MMA Current Range	30- 160A
MMA Duty Cycle @ 60%	140A
MMA Electrode Size	1.6 - 4.0mm
Protection Class	IP21
Weight	8 KG
Generator friendly	Yes



Part No. CAP0257

Package includes: 3 Metre MMA Leads

Option: CROS-ARC Carry case (CAP0022)

MMA 200S

The CROS-ARC MMA200S is a 230V DC Inverter based power source incorporating full electronic amperage control and digital amp meter.

The CROS-ARC MMA200S is the perfect solution for applications where a high welding output and portability are required. These include site work, maintenance and general fabrication applications.

TECHNICAL SPECIFICATION

Power Supply (+15% /-15%)	230V 1Ph
Fuses A	T25
MMA Current Range	30- 200A
MMA Duty Cycle @ 60%	190A
MMA Electrode Size	1.6 - 4.0mm
Protection Class	IP21
Weight	10 KG
Generator Friendly	Yes



**DUAL
VOLTAGE**

Part No. CAP0256

Package includes: 3 Metre MMA Leads

Option: CROS-ARC Carry case (CAP0022)

MMA 160D

The CROS-ARC MMA 160D is a 110/230V dual voltage DC inverter based power source incorporating full electronic amperage control and digital amp meter.

The CROS-ARC MMA 160D is the perfect solution to a wide variety of industries where 110V/230V is required such as DIY, site work, maintenance and light fabrication applications

TECHNICAL SPECIFICATION

Power Supply (+15% /-15%)	110/ 230V 1Ph
Fuses A	T16
MMA Current Range	30- 160A
MMA Duty Cycle @ 60% (230V)	140A
MMA Duty Cycle @ 60% (110V)	110A
MMA Electrode Size	1.6 - 4.0mm
Protection Class	IP21
Weight	8 KG
Generator Friendly	Yes



**CROS-ARC Carry case
Part No. CAP0022**



Part No. CAP0251

Package includes: 3 Metre 150A MIG Torch
Earth Return, Gas Hose

MIG 171C

The CROS-ARC MIG 171C is a 230V single phase power source incorporating electronic control of both voltage and wire feed speed.

The CROS-ARC MIG/MAG 171C is suitable for use with both solid and flux cored wires, making it ideal for use in a wide selection of industries, including DIY, maintenance, light fabrication & automotive repair.

TECHNICAL SPECIFICATION

Power Supply (+15% /-15%)	230V 1Ph
Fuses A	T16
Current Range	30- 130A
Duty Cycle @ 60%	90A
Protection Class	IP21
Weight	30 KG



Part No. CAP0281

Package includes:
Undergear / Cylinder Trolley, 3 Metre 150A
MIG Torch, Earth Return, Gas Hose

AUTO MIG

The CROS-ARC AUTO MIG is a 230V single phase power source incorporating electronic control of both voltage and wire feed speed. It is also fitted with a spot and stitch weld timer.

The CROS-ARC AUTO MIG is suitable for use with both solid and flux cored wires, making it ideal for use in a wide selection of industries, including DIY, maintenance, light fabrication & automotive repair.

TECHNICAL SPECIFICATION

Power Supply (+15% /-15%)	230V 1Ph
Fuses A	T16
Current Range	30- 130A
Duty Cycle @ 60%	90A
Protection Class	IP21
Weight	49 KG



Part No. CAP0253

Package includes: Undergear/ Cylinder carrier,
3 Metre Primary cable, 2 Metre Gas hose,
4 Metre 250A MIG Torch, Earth return,
MMA Lead

201C MIG / MMA

The CROS-ARC 201C MIG/MMA is a 230V latest technology inverter based power source incorporating a dynamic 4 roll wire feed system and full electronic adjustment of all welding parameters.

The CROS-ARC 201C allows welding in both MIG/MAG and MMA, making it ideal for welding in a wide variety of industries including DIY, maintenance, light fabrication and Automotive repair.

TECHNICAL SPECIFICATION

Power Supply (+15% /-15%)	230V 1Ph
Fuses A	T16
Regulation Field in MIG	30- 200A
Regulation Field in MMA	25- 200A
MIG Duty Cycle @ 60%	200A
MMA Duty Cycle @ 60%	200A
MMA Electrode Size	1.6 - 4.0mm
Protection Class	IP21
Weight	53 KG



Part No. CAP0254

Package includes:
Undergear/ Cylinder carrier,
3 Metre Primary cable, 2 Metre Gas hose,
4 Metre 250A MIG Torch, Earth return,
MMA Lead

291C MIG / MMA

The CROS-ARC 291C MIG/MMA is a 230V latest technology inverter based power source incorporating a dynamic 4 roll wire feed system and full electronic adjustment of all welding parameters.

The CROS-ARC 291C allows welding in both MIG/MAG and MMA, making it ideal for a wide variety of industries including agricultural, light to medium fabrication and Automotive repair.

TECHNICAL SPECIFICATION

Power Supply (+15% /-15%)	230V 1Ph
Fuses A	T30
Regulation Field in MIG	30- 250A
Regulation Field in MMA	25- 250A
MIG Duty Cycle @ 60%	250A
MMA Duty Cycle @ 60%	250A
MMA Electrode Size	1.6 - 5.0mm
Protection Class	IP21
Weight	55 KG

CROS-ARC

MIG



Part No. CAP0264

Package includes: Undergear/ Cylinder carrier, 3 Metre Primary cable, 2 Metre Gas hose, 4 Metre 250A MIG Torch, Earth return, MMA Lead

323C MIG / MMA

The CROS-ARC 323C MIG/MMA is a 415V latest technology inverter based power source incorporating a dynamic 4 roll wire feed system and full electronic adjustment of all welding parameters.

The CROS-ARC 323C allows welding in both MIG/MAG and MMA making it ideal for welding in a wide variety of industries, general fabrication, maintenance and commercial vehicle repair.

TECHNICAL SPECIFICATION

Power Supply (+15% /-15%)	415V 3Ph
Fuses A	T20
Regulation Field in MIG	30- 300A
Regulation Field in MMA	25- 300A
MIG Duty Cycle @ 60%	300A
MMA Duty Cycle @ 60%	300A
MMA Electrode Size	1.6 - 6.0mm
Protection Class	IP21
Weight	58 KG

423C MIG

The CROS-ARC 423C is a 415V industrial MIG/MAG power source incorporating the latest inverter technology. This exceptional machine benefits from a dynamic 4 roll wire feed system and has full electronic control over all welding parameters.

The Cros-arc 423C is the perfect solution to a wide range of applications where power and performance are essential.

TECHNICAL SPECIFICATION

Power Supply (+15% /-15%)	415V 3Ph
Fuses A	T24
Regulation Field	50- 400A
MIG Duty Cycle @ 60%	400A
Protection Class	IP21
Weight	65 KG



Part No. CAP0268

Package includes: Undergear/ Cylinder carrier, 3 Metre Primary cable, 2 Metre Gas hose, 3 Metre Earth return, 4 Metre 360A MIG Torch

CROS-ARC

MIG



Part No. CAP0070

Part No. CAP0071 - 403S WATER COOLED

Package includes: Undergear / Cylinder carrier
4 Roll separate wire feed unit,
1.5 Metre Interconnecting cables,
3 Metre Primary cable, 3 Metre Gas hose,
3 Metre Earth return, 4 Metre 360 MIG Torch

403S MIG

The CROS-ARC 403S is a 415V industrial MIG/MAG power source incorporating a separate 4 roll wire feed unit and digital Volt/ Ampmeter.

The CROS-ARC 403S is the perfect solution to a wide range of industries where power and performance are required.

**Also available in water cooled version.*

TECHNICAL SPECIFICATION

Power Supply (+15% /-15%)	415V 3Ph
Fuses A	T25
Current Range	45- 400A
Voltage Steps	2 x 10
Voltage Range	16.5 - 34
Duty Cycle @ 60%	330A
Protection Class	IP23
Weight	145 KG

Options: Wire feed unit wheel kit (4310001)
Plastic Spool cover (2650008)
5 or 10 Metre interconnecting cables



Part No. CAP0082

Package includes: Undergear / Cylinder carrier
Integral water cooler,
3 Metre Interconnecting cables,
3 Metre Primary cable, 3 Metre Gas hose,
3 Metre Earth return,
4 Metre 500 Water Cooled MIGTorch

503S WATER COOLED MIG

The CROS-ARC 503S is a 415V water cooled industrial MIG/MAG power source incorporating an active 4 roll wire feed system and digital Volt/ Ampmeter.

The CROS-ARC 503S is the perfect solution for a wide variety of industrial applications, where power and performance are essential.

TECHNICAL SPECIFICATION

Power Supply (+15% /-15%)	415V 3Ph
Fuses A	T35
Current Range	50- 500A
Voltage Steps	3 x 10
Voltage Range	16.5 - 38
Duty Cycle @ 60%	420A
Protection Class	IP23
Weight	180 KG

Options:
5 or 10 Metre interconnecting cables

CROS-ARC

MULTI-FUNCTION



Part No. CAP0252

Package includes:
3 Metre 150A MIG Torch
4 Metre WT17V-12 TIG Torch
3 Metre MMA Leads
2 Metre Gas Hose

201MF MIG/ TIG /MMA

The CROS-ARC 201MF is a latest technology 230V Multi-function inverter based power source incorporating full digital control of all welding parameters.

The CROS-ARC 201MF is fitted as standard with a VRD safety device, making it suitable for use in any working environment. It is ideal for welding a wide variety of materials including mild steel, stainless steel, titanium & copper.

TECHNICAL SPECIFICATION

Power Supply (+15% /-15%)	230V 1Ph
Fuses A	T16
Regulation Field in MIG	30- 200A
Regulation Field in TIG DC	15- 200A
Regulation Field in MMA	40- 200A
Duty Cycle @ 30%	200A
MMA Electrode Size	1.6 - 4.0mm
Protection Class	IP21
TIG Ignition	Lift
Weight	13 KG
Generator Friendly	Yes

200 DMF MIG/TIG/MMA

The CROS- ARC 200 DMF Multi-function is a latest technology 110/230V multi function inverter based power source, incorporating a high resolution full function microprocessor control panel. This allows complete control of all welding parameters in all welding processes, MIG, TIG (Lift) and MMA. It is fitted as standard with a VRD safety device, making it suitable for operation in any environment.

The CROS- ARC 200 DMF Multi-function machine is Ideal for welding a wide range of metals including Mild Steel, Stainless Steel, Titanium and Copper.

TECHNICAL SPECIFICATION

Power Supply (+15% /-15%)	110/ 230V 1Ph
Fuses A	T16
Regulation Field	10- 200A
MIG, MMA Duty Cycle @ 25% (230V)	200A
TIG Duty Cycle @ 60% (230V)	125A
MMA Electrode Size	1.6 - 4.0mm
Protection Class	IP23S
TIG Ignition	Lift
Weight	14 KG
Generator Friendly	Yes



Part No. CAP0261

Package includes:
3 Metre 250 MIG Torch
4 Metre DGT26-12 TIG Torch
3 Metre MMA Leads
2 Metre Gas Hose

DUAL
VOLTAGE

CROS-ARC

MULTI-FUNCTION



Part No. CAP0287

Package includes:
4 Metre 250A MIG Torch
4 Metre WT26-12 TIG Torch
3 Metre MMA Leads
2 Metre Gas Hose

250C Elite MF MIG/ TIG /MMA

The CROS-ARC Elite 250C MF is a latest technology 110V/230V inverter based power source with power factor correction. This highly flexible multi function unit offers synergic MIG, manual MIG, MMA and DC TIG with lift as standard. All welding parameters are fully adjustable from the user friendly coloured LCD control panel.

This exceptional multi-process powersource sets a new standard in welding quality for the maintenance and light fabrication sectors.

TECHNICAL SPECIFICATION

Power Supply (+10% /-10%)	110/ 230V 1Ph
Fuses A	T32
Regulation Field	10- 250A
Duty Cycle @ 40% (230V)	250A
MIG/TIG Duty Cycle @ 100% (110V)	140A
MMA Duty Cycle @ 100% (110V)	110A
MMA Electrode Size	1.6 - 5.0mm
Protection Class	IP23
TIG Ignition	Lift
Weight	22 KG
Generator Friendly	Yes

CROS-ARC

DC TIG



**DUAL
VOLTAGE**

Part No. CAP0259

Package includes:
4 Metre DGT26-12 TIG Torch
3 Metre MMA Leads, 2 Metre Gas Hose

Features : Pulse Frequency, High frequency start, LIFT start mode, PULSE, 2T/4T, Start current, Pulse background, Slope up/ down, Pre/Post gas, Suitable for generator, MMA function, ARC force for MMA, Hot start.



Package includes:
4 Metre SGT18-12 TIG Torch, Trolley, Water cooler
3 Metre Earth Lead, Gas Hose

Option:
Remote Foot Pedal (CAP0280), MMA Lead

Features :
Water cooled, Pulse Frequency= 200Hz, HF start, LIFT start mode, PULSE, 2T/4T, Slope up/ down, Pre/Post gas, Generator compatible, MMA function, ARC force for MMA, Hot start.

200DC-HF TIG

The CROS- ARC 200DC-HF is a latest technology 110/230V inverter based power source, incorporating a full function microprocessor control panel. This allows complete adjustment of all welding parameters including pulse, slope, frequency etc. It is fitted as standard with a VRD safety device, making it suitable for operation in any environment. The CROS- ARC 200DC- HF machine is ideal for welding a wide range of metals including Mild Steel, Stainless Steel, Titanium and Copper.

TECHNICAL SPECIFICATION	
Power Supply (+15% /-15%)	110/ 230V 1Ph
Fuses A	T16
Regulation Field	5- 200A
TIG Duty Cycle @ 25% (230V)	200A
TIG Duty Cycle @ 100% (110V)	140A
MMA Duty Cycle @ 100% (230V)	100A
MMA Duty Cycle @ 100% (110V)	110A
MMA Electrode Size	1.6 - 4.0mm
Protection Class	IP23S
TIG Ignition	HF / LIFT
Weight	7 KG
Generator Friendly	Yes

400 ELITE DC HF TIG

The CROS-ARC 400 ELITE DC-HF is a latest technology 415v generator compatible inverter based power source, incorporating a full function microprocessor control panel, allowing complete adjustment of all welding parameters including current, pulse, slope and frequency control.

This machine is water cooled as standard and is supplied with a cylinder trolley, torch and earth return. It is the perfect solution for all industrial applications and is ideal for welding a wide variety of materials including Mild Steels, Stainless Steels, Titanium and Copper.

TECHNICAL SPECIFICATION	
Power Supply (+10% /-10%)	415V 3Ph
Fuses A	T32
Regulation Field in TIG DC	10- 400A
Regulation Field in MMA	10- 400A
Duty Cycle @ 60%	400A
MMA Electrode Size	1.6 - 6.0mm
Protection Class	IP23
TIG Ignition	HF/ LIFT
Weight	23 KG

CROS-ARC

AC/DC TIG



Part No. CAP0260

Package includes:
4 Metre DGT26-12 TIG Torch
3 Metre MMA Leads, 2 Metre Gas Hose

Option:
Remote Foot Pedal (CAP0262)

Features : Pulse Frequency, High frequency start, LIFT start mode, PULSE, 2T/4T, Start current, Pulse background, Slope up/ down, Pre/Post gas, Suitable for generator, MMA function, ARC force for MMA, Hot start.



Part No. CAP0279

Package includes:
4 Metre SGT26-12 TIG Torch
3 Metre Earth Return
2 Metre Gas Hose

Option:
Remote Foot Pedal (CAP0280)
MMA Lead

Features :
Max. AC frequency= 250Hz, Max.DC Pulse Frequency= 200Hz, High frequency start, LIFT start mode, PULSE, 2T/4T, Slope up/ down, Pre/Post gas, Suitable for generator, MMA function, ARC force for MMA, Hot start.

200S AC/DC TIG

The CROS- ARC 200S AC/DC is a latest technology 230V inverter based power source, incorporating a high resolution full function microprocessor control panel. This allows complete adjustment of all welding parameters including pulse, slope, frequency etc. It is fitted as standard with a VRD safety device, making it suitable for operation in any environment. This machine is Ideal for welding a wide range of metals including Mild Steel, Stainless Steels, Aluminium, Titanium and Copper.

TECHNICAL SPECIFICATION	
Power Supply (+15% /-15%)	230V 1Ph
Fuses A	T16
Regulation Field in TIG, MMA	10- 200A
Regulation Field in TIG DC	5 - 200A
TIG Duty Cycle @ 25%	200A
MMA Duty Cycle @ 100%	100A
MMA Electrode Size	1.6 - 4.0mm
Protection Class	IP23S
TIG Ignition	HF/ LIFT
Weight	9 KG
Generator Friendly	Yes

200 ELITE AC/DC TIG

The CROS-ARC 200 ELITE AC/DC TIG is a latest technology 230v generator compatible inverter based power source, incorporating a full function microprocessor control panel allowing complete adjustment of all welding parameters including current, pulse, slope and frequency control etc. This machine is the perfect solution for all fabrication and industrial applications and is ideal for welding a wide variety of materials including Mild Steels, Stainless Steels, Aluminium, Titanium and Copper.

TECHNICAL SPECIFICATION	
Power Supply (+10% /-10%)	230V 1Ph
Fuses A	T20
Regulation Field in TIG AC	10-200A
Regulation Field in TIG DC	5 - 200A
Regulation Field in MMA	10- 200A
TIG Duty Cycle @ 25%	200A
MMA Duty Cycle @ 25%	170A
MMA Electrode Size	1.6 - 4.0mm
Protection Class	IP23S
TIG Ignition	HF/ LIFT
Weight	21 KG
Generator Friendly	Yes

CROS-ARC

AC/DC TIG



Part No. CAP0271

Package includes:
4 Metre SGT18-12 TIG Torch
Trolley, Water cooler
3 Metre Earth Return
2 Metre Gas Hose

Option:
Remote Foot Pedal (CAP0280)
MMA Lead, Remote Control

315W ELITE AC/DC TIG

The CROS-ARC 315W Elite AC/DC is a latest technology 415v generator friendly inverter based power source incorporating a full function micro-processor control panel, allowing complete adjustment of all welding parameters including current, pulse, slope, frequency control and wave form selections.

This machine is water cooled as standard and is supplied with a cylinder trolley, torch and earth return. It is the perfect solution for all industrial applications and is ideal for welding a wide variety of materials including Mild Steels, Stainless Steels, Aluminium, Titanium and Copper.

TECHNICAL SPECIFICATION

Power Supply (+10% /-10%)	415V 3Ph
Fuses A	T25
Regulation Field in TIG AC	10-315A
Regulation Field in TIG DC	5 - 315A
Regulation Field in MMA AC	10- 270A
Regulation Field in MMA DC	5 - 270A
TIG Duty Cycle @ 60%	315A
MMA Duty Cycle @ 70%	270A
MMA Electrode Size	1.6 - 5.0mm
Protection Class	IP23
TIG Ignition	HF/ LIFT
Weight	25 KG

Features :

Water cooled, Max. AC frequency= 250Hz, Max.Pulse Frequency= 200Hz, Pulse width(%) 5-100, HF start, LIFT start mode, PULSE, 2T/4T, AC wave form selections, Remote control, Slope up/ down, Pre/Post gas, Generator compatible, MMA function, AC/DC MMA welding, ARC force for MMA, Hot start.

CROS-ARC

PLASMA



Part No. CAP0183

Package includes:
5 Metre TP25C Torch
3 Metre Earth Return

CROS-ARC SITE CUT 10 C/W BUILT IN COMPRESSOR

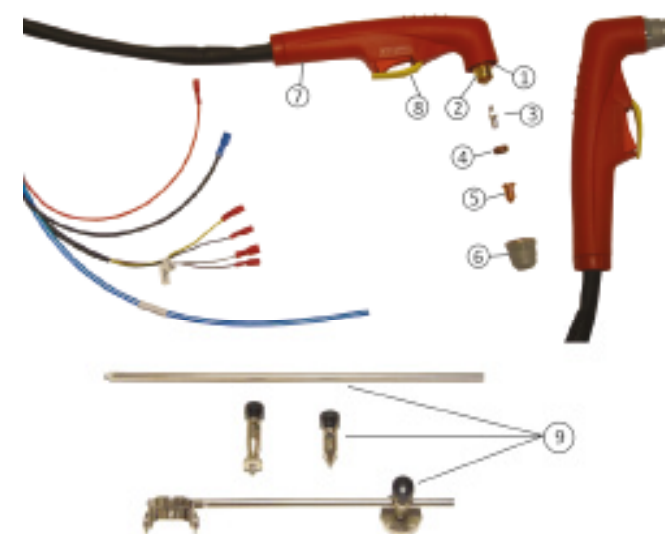
The CROS-ARC Site Cut 10 Plasma Cutter is a latest technology 230V inverter based power source incorporating electronic cutting control. It uses the latest back strike arc technology minimising the effect on electronic devices.

This machine is ideal for site work applications due to its built in compressor. It offers outstanding cutting performance on a wide variety of materials including steel, stainless steel, aluminium, copper, Titanium and all other metals.

Material	Recommended	Maximum	Severance
Mild Steel	6	10	12
Stainless Steel	6	10	12
Aluminium	6	10	12

TECHNICAL SPECIFICATION

Power Supply (+15% /-15%)	230V 1Ph
Fuses A	T16
Duty Cycle @ 40%	25A
Current Range	8- 25A
Protection Class	IP23
Weight	15 KG
Generator Friendly	Yes



TP25 Plasma Torch

Part Number	Description
Z0001AA	Hand Torch 4MTR (Compressor)
Z0044AA	Torch Head O ring
Z0008AA	Torch Head
Z0003AA	Electrode
Z0007AA	Diffuser
Z0004AA	Tip 0.65 (10 - 20 amps)
Z0005AA	Tip 0.80 (20 - 30 amps)
Z0220AA	Tip 0.90 (40 amps)
Z0006AA	Outer Nozzle
Z0221AA	Handle Complete
Z0222AA	Trigger
Z0011AA	Circle Cutting Attachment

CROS-ARC PLASMA



Part No. CAP0258

Package includes:
4 Metre S45 Genuine Trafimet Torch
3 Metre Earth Return

CROS-ARC 40NHF PLASMA CUTTER

The CROS-ARC 40NHF Plasma Cutter is a latest technology 230V inverter based power source incorporating electronic cutting control. It uses the latest back strike arc technology minimising the effect on electronic devices.

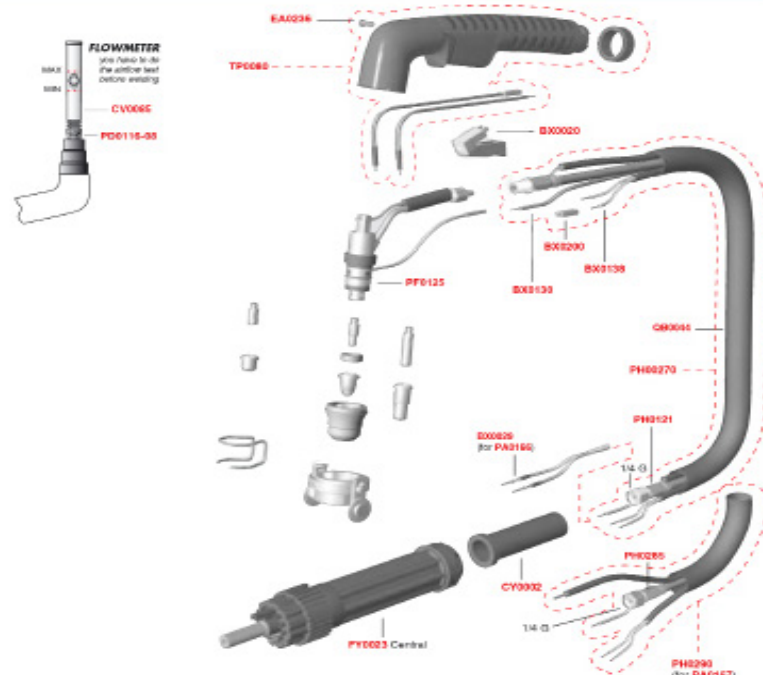
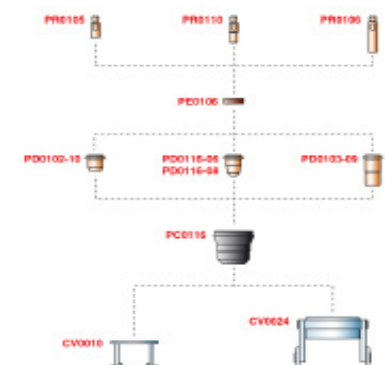

This machine offers outstanding cutting performance on all materials including steel, stainless steel, aluminium, copper, Titanium and all other metals.

Material	Recommended	Maximum	Severance
Mild Steel	12	15	18
Stainless Steel	10	12	15
Aluminium	10	12	15

TECHNICAL SPECIFICATION

Power Supply (+15% /-15%)	230V 1Ph
Fuses A	T25
Duty Cycle @ 60%	40A
Current Range	14- 40A
Operating Pressure	5 Bar
Protection Class	IP21
Weight	12 KG
Generator Compatible	Yes

S45 Plasma Torch



CROS-ARC PLASMA



Part No. CAP0275

Package includes: 6 MTR SCP60 Torch
3 Metre Earth Return

CROS-ARC 40D ELITE PLASMA CUTTER

The CROS-ARC 40D Elite is a latest technology 110v/ 230v generator compatible inverter based power source incorporating electronic current adjustment. It utilises the latest back strike arc ignition technology, making it suitable for use in electronically sensitive areas.

This machine offers exceptional cutting performance on a wide variety of materials including Steels, Stainless Steels, Aluminium and Copper etc.

Voltage	Recommended	Maximum	Severance
230V	12	18	20
110V	6	8	10

TECHNICAL SPECIFICATION

Power Supply (+10% /-10%)	110/230V 1Ph
Fuses A 230V	T20
Fuse A 110V	T30
Current Range 230V	20- 40
Current Range 110V	20- 30
Duty Cycle @ 40% (230V)	40A
Operating Pressure	4 Bar
Protection Class	IP23S
Weight	13 KG
Generator Friendly	Yes

SCP60 Plasma Torch

Description	Part Number
SCP60 6 MTR Plasma Cutting Torch Package	WF-SCP60-60-CC1-WTL

Part Number	Description	Part Number	Description
1 SCP6001	SCP60 70° Torch Head Kit	5 SCP2515	Location Block
2 SCP2514	Plasma Handle Kit	6 SCP6019-60	Cable Assembly Complete X 6mt
3 SCPSP1	Screw Pack	7 SCP2550	Circle Cutting Attachment Kit
4 SCP2516	Plasma Safety Trigger	8 SCP2508	O Ring

Part No.	Description	Part No.	Description	Bore ØA	Amps
A PB4531-30B	Double Pointed Spacer	D SCP2520-06	Cutting Tip	0.65mm	10-20A
B SCP2551	Cutting Buggy	SCP2520-08	Cutting Tip	0.80mm	20-30A
C SCP2530-6	Retaining Cap, 6 holes	SCP2520-06E	Cutting Tip Extended	0.65mm	10-20A
SCP2530-6L	Retaining Cap, 6 holes Maximum Life	SCP2520-08E	Cutting Tip Extended	0.80mm	20-30A
E SCP2506	Swirl Ring	SCP2520-09	Cutting Tip	0.90mm	30-40A
F SCP2530-6	Retaining Cap, 6 holes	SCP2524-09	Cutting Tip Flat	0.90mm	30-40A
SCP2530-6L	Retaining Cap, 6 holes Maximum Life	SCP2522-09	Cutting Tip Cross	0.90mm	30-40A
		SCP2522-09E	Groove	0.90mm	30-40A
		SCP2524-10	Cutting Tip Extended	1.0mm	40-50A
		SCP2520-09	Cutting Tip Flat	0.90mm	30-40A
		SCP2524-09	Cutting Tip	0.90mm	30-40A

CROS-ARC

PLASMA



Part No. CA0276

Package includes:
6 MTR SCP80 Torch
3 Metre Earth Return

CROS-ARC 60 ELITE PLASMA CUTTER

The CROS-ARC 60 Elite is a latest technology 415v generator friendly inverter based power source, incorporating electronic current adjustment. It utilises the latest back strike arc ignition technology, making it suitable for use in electronically sensitive areas.

This machine offers exceptional cutting performance on all materials including Steels, Stainless Steels, Aluminium and Copper etc.

Material	Recommended	Maximum	Severance
Mild steel	20	25	35

TECHNICAL SPECIFICATION

Power Supply (+10% /-10%)	415V 3Ph
Fuses A	T20
Current Range	20- 60
Duty Cycle @ 100%	60A
Operating Pressure	5 Bar
Protection Class	IP23S
Weight	24 KG
Generator Friendly	Yes

CROS-ARC

PLASMA



Part No. CA0277

Package includes: 6 Metre SCP120 Torch,
3 Metre Earth Return
Options: Trolley CAP0302

CROS-ARC 100 ELITE PLASMA CUTTER

The CROS-ARC 100 Elite is a latest technology 415v generator friendly inverter based power source, incorporating electronic current adjustment. It utilises the latest back strike arc ignition technology, making it suitable for use in electronically sensitive areas. This machine offers exceptional cutting performance on all materials including Steels, Stainless Steels, Aluminium and Copper etc.

Material	Recommended	Maximum	Severance
Mild steel	35	45	55

TECHNICAL SPECIFICATION

Power Supply (+10% /-10%)	415V 3Ph
Fuses A	T32
Current Range	20- 100A
Duty Cycle @ 100%	100A
Operating Pressure	5 Bar
Protection Class	IP23S
Weight	47 KG
Generator Friendly	Yes

SCP80 Plasma Torch

Description	Part Number
SCP80 6 MTR Plasma Cutting Torch Package	WF-SCP80-60-CC1-WTL

Part Number	Description	Part Number	Description
1 SCP8001	SCP80 70° Torch Head Kit	5 SCP8015	Location Block
2 SCP2514	Plasma Handle Kit	6 SCP8019C-60	Cable Assembly Complete X 6mt
3 SCPSP1	Screw Pack	7 SCP8050	Circle Cutting Attachment Kit
4 SCP2516	Plasma Safety Trigger	8 SCP2508	O Ring

Part No.	Description	Part No.	Description	Bore ØA	Amps
A SCP8043	Shield Cap Gouging	G SCP8020-10	Cutting Tip	1.0mm	40-50A
B SCP8042	Shield Cap Hand	SCP8020-11	Cutting Tip	1.1mm	50-60A
C SCP8040	Double Pointed Spacer	SCP8020-12	Cutting Tip	1.2mm	60-70A
D SCP8051	Cutting Buggy	SCP8020-13	Cutting Tip	1.3mm	70-80A
E SCP8030	Retaining Cap	SCP8022-09	Cutting Tip Cross Groove	0.9mm	30-40A
F SCP8031	Shield Cap Body	SCP8022-16	Gouging Tip	1.6mm	80A
H SCP8006	Swirl Ring	SCP8026-10	Cutting Tip Contact	1.0mm	40-50A
I SCP8004	Electrode	SCP8026-11	Cutting Tip Contact	1.1mm	50-60A
J SCP8002	Cooling Tube	SCP8026-12	Cutting Tip Contact	1.2mm	60-70A
		SCP8026-13	Cutting Tip Contact	1.3mm	70-80A

SCP120 Plasma Torch

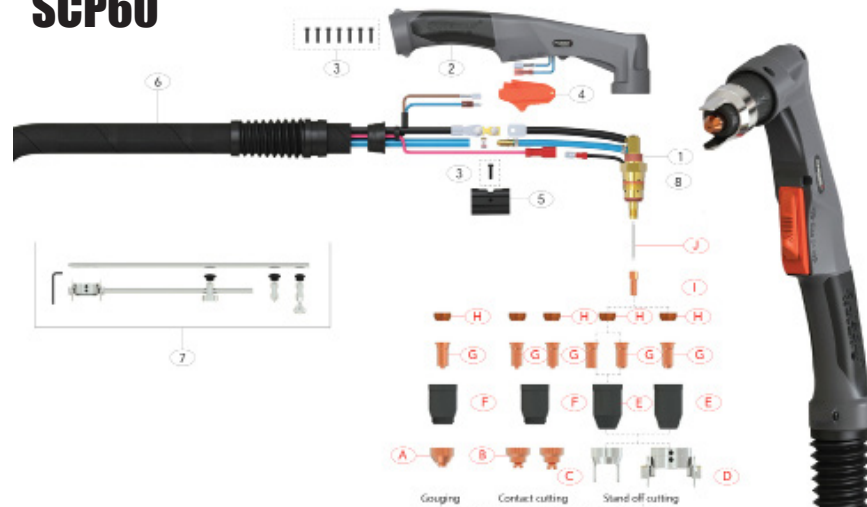
Part Number	Description	Part Number	Description
1 SCP8001	SCP80 70° Torch Head Kit	5 SCP8015	Location Block
2 SCP2514	Plasma Handle Kit	6 SCP8019C-60	Cable Assembly Complete X 6mt
3 SCPSP1	Screw Pack	7 SCP8050	Circle Cutting Attachment Kit
4 SCP2516	Plasma Safety Trigger	8 SCP2508	O Ring

Part No.	Description	Part No.	Description	Bore ØA	Amps
A SCP8043	Shield Cap Gouging	G SCP1220-10	Cutting Tip	1.0mm	40-50A
B SCP1241	Shield Cap Hand	SCP1220-11	Cutting Tip	1.1mm	50-60A
C SCP1240	Double Pointed Spacer	SCP1220-12	Cutting Tip	1.2mm	60-70A
D SCP1251	Cutting Buggy	SCP1221-14	Cutting Tip	1.4mm	80-90A
E SCP8030	Retaining Cap	SCP1221-15	Cutting Tip	1.5mm	100-110A
F SCP1232	Shield Cap Body	SCP1221-16	Cutting Tip	1.6mm	110-120A
H SCP8006	Swirl Ring	SCP1222-09	Cutting Tip Contact	0.9mm	30-40A
SCP1206	Swirl Ring, 6 holes-HD	SCP1228-22	Gouging Tip	2.2mm	120A
SCP1207	Swirl Ring, 4 holes	SCP1226-10	Cutting Tip Contact	1.0mm	40-50A
I SCP1204	Electrode	SCP1226-11	Cutting Tip Contact	1.1mm	50-60A
J SCP8002	Cooling Tube	SCP1226-12	Cutting Tip Contact	1.2mm	60-70A
		SCP1227-14	Cutting Tip Contact	1.4mm	80-90A
		SCP1227-15	Cutting Tip Contact	1.5mm	100-110A
		SCP1227-16	Cutting Tip Contact	1.6mm	110-120A

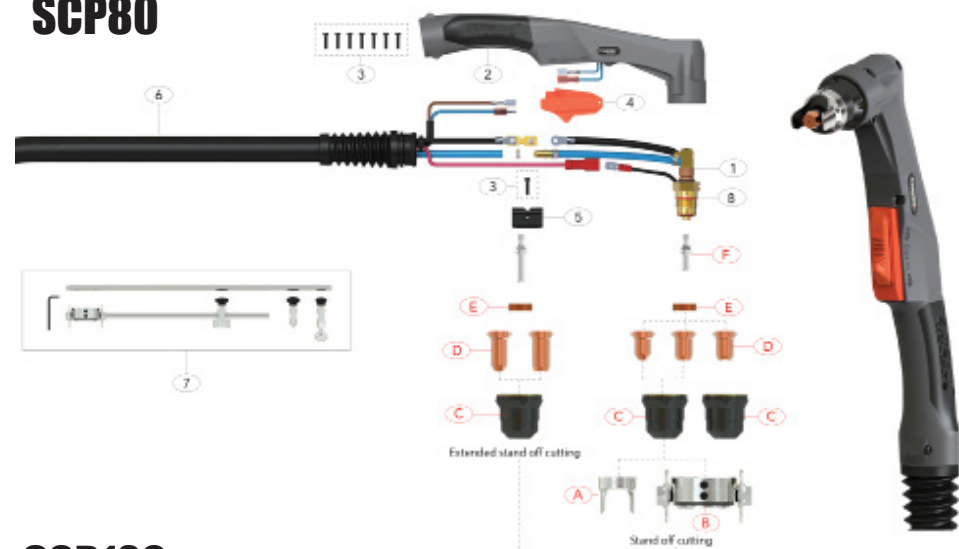
CROS-ARC PLASMA TORCH BREAKDOWN

CROS-ARC STUD WELDER

SCP60



SCP80



SCP120



CD-800 CAPACITOR DISCHARGE STUD WELDER

The CROS-ARC CD-800 is a highly portable 110/230V single phase capacitor discharge stud welder, with the ability to attach up to M8 studs on a wide variety of materials including Steel, Stainless Steel, Aluminium and Brass.

TECHNICAL SPECIFICATION

Power Supply (+15% /-15%)	110/ 230V 1Ph
Fuses A	16A
Adjustment	Micro
Stud Range	M3 - M8
Weight	29 KG

Part No. CAP0263

Package includes:
CD800 Torch
Earth Return Leads

CD-800 CAPACITOR DISCHARGE TORCH BREAKDOWN



Part No.	Description
QM072150	1 Cover for adjustment
QM072151	2 Torch Body
QM072152	3 Torch Holder
QM072153	4 Trigger Blades (2pcs)
QM072130	5 M3 Chuck
QM072131	5 M4 Chuck
QM072132	5 M5 Chuck
QM072133	5 M6 Chuck
QM072134	5 M8 Chuck



Inverter Trolley
Part No. CAP0216
Top Size:
Length: 54cm Width: 31cm
Overall Size:
Length: 85 cm Width: 37cm Height: 77cm



WELDCART Trolley
Part No. CAP0214
Top Size:
Length: 61cm Width: 40cm
Overall Size:
Length: 87 cm Width: 43cm Height: 75cm



WELDCART Water cooling kit
Part No. CAP0215
*Water cooler not included



CROS-ARC Carry case
Part No. CAP0022

WELDFAST

UK LTD

Holditch Road, Chesterton
Newcastle Under-lyme
Staffordshire
ST5 7PL

CROS-ARC

Tel: 01782 566553 Fax: 01782 566123
Email: sales@weldfastuk.co.uk
Web: www.weldfastuk.co.uk